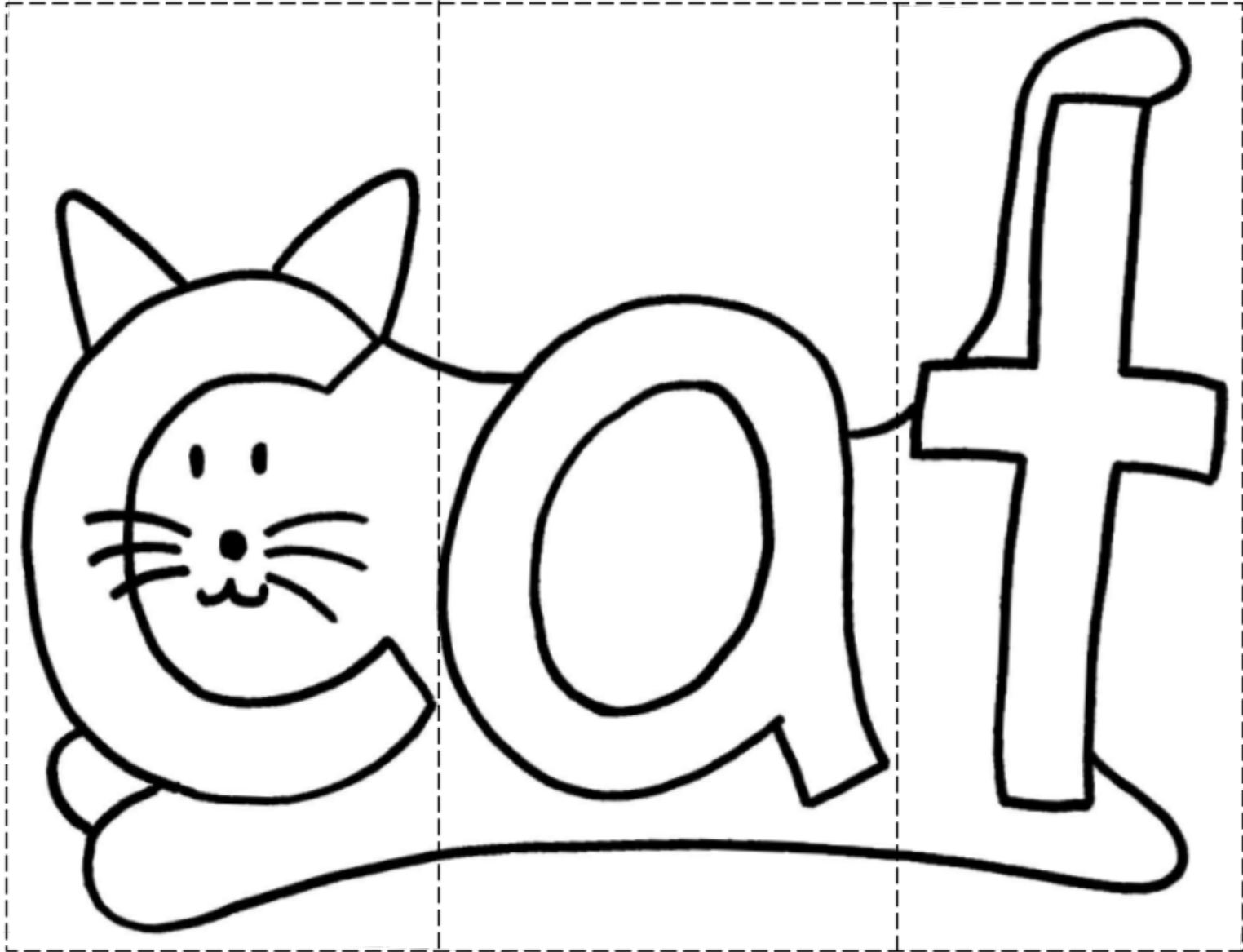




These CVC activities are for preschoolers or kindergartners who know their letter names and sounds, and these children are ready to learn that letters create words, and those words have meaning. When children do these activities, they are not reading yet, but they are laying the foundations to read. Since the word is embedded in the picture of what the word spells, children will not need to sound out the word to know what it says, but children should sound out the word as practice. The teacher or parent should point to each letter and help the children say each sound to sound out the word. This will help lay the foundation of good decodable skills. Below are some activities you can do with the printables.


- Each word has a puzzle page. Color, cut out, and put together the puzzles. Be sure to say each letter's sound as it is being colored, cut, and put together.
- Each word has a simple coloring page. Color the CAT picture on page 3 while saying each letter's sound as it is colored.
- Each word has the letters without the picture. Cut out the letters and paste them on the coloring page. Be sure to say each letter's sound as it is being cut and glued. OR. Cut out the letters. Mix the letters, and help children sort them into the correct order while saying and thinking about the beginning, middle, and ending sounds.






coat







dog










f o x






pig





ppup





Copyright © 2023 TeachMommyTeach

Foot

rot